

Scavenger Adaptor (B-5820-000) Installation Instructions

1. Use of Component





This adaptor retrofits Nitronox Scavenger (5300SCAV device group) interface to be able to connect to the Disposable Medical Breathing Circuit, Second Generation (DMC-12-6 and DMC-12-10).

2. Models

Device Model Table

Model Number	Model Description
B-5820-000	5300 Scavenger Adaptor

3. Installation Instructions

1	Using a 7/8 wrench, remove barb fitting (1) from vacuum hose connection.	
2	Wrap PTFE tape around the threads (2) of the scavenger adaptor.	
3	Thread the scavenger adaptor (3) onto the vacuum hose connection, finger tight, then snug tight with a 7/8 wrench. Be careful not to overtighten.	
4	Attach the vacuum hose of the Disposable Medical Breathing Circuit to the 5300 Scavenger Adaptor.	

Visit our website: <https://www.porterinstrument.com/> for additional information.



Rx Only

MD